

07401015 -- Deluxe Cord Grips



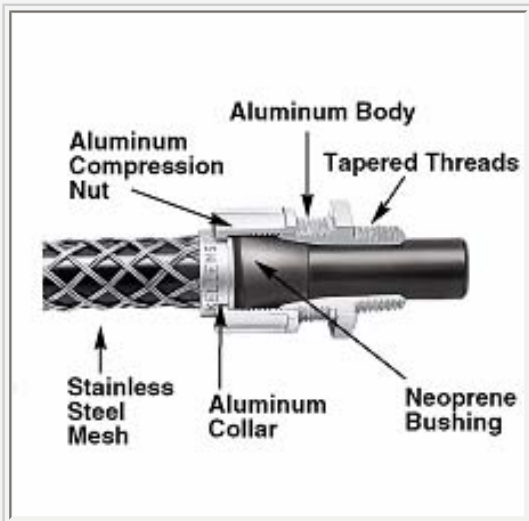
Straight Male

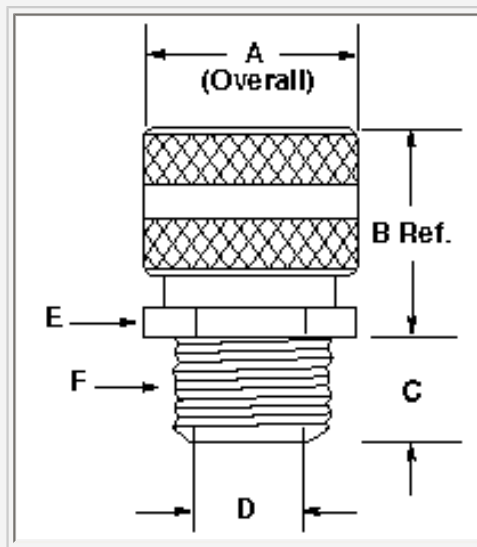
Deluxe Cord Grips completely eliminate pull tension on terminals, control cable arc-of-bend, prevent cord pull-out, and provide a liquidtight seal. They are offered with either aluminum, stainless steel or nylon fittings.

Product Specifications	
Product Type	Deluxe Cord Grips
Thread Type	N.P.T.
Grip Style and Material	Straight Aluminum Connector Stainless Grip
Grip Cord Range (Diameter)	.375" - .500" (.95 - 1.27)
Grip Thread Size	3/4"
Deluxe Grip Form Size	F2
Operating Temperature	-30°F to +225°F (-34°C to +107°C)
Mesh Grip Flammability Rating	UL 94-HB
Fitting Flammability Rating	UL 94-V2
Recommended Knockout Hole Size	1.094 to 1.141 (2.78 - 2.90)
Hazardous Locations	Suitable for use in hazardous locations per Class I, Div. 2, Class II, Div. 1 & 2, Class III, Div. 1 & 2.
Dimension A	1.13" (2.87) Dia.

Product Type	Deluxe Cord Grips
Thread Type	N.P.T.
Grip Style and Material	Straight Aluminum Connector Stainless Grip
Grip Cord Range (Diameter)	.375" - .500" (.95 - 1.27)
Grip Thread Size	3/4"
Deluxe Grip Form Size	F2
Operating Temperature	-30°F to +225°F (-34°C to +107°C)
Mesh Grip Flammability Rating	UL 94-HB
Fitting Flammability Rating	UL 94-V2
Recommended Knockout Hole Size	1.094 to 1.141 (2.78 - 2.90)
Hazardous Locations	Suitable for use in hazardous locations per Class I, Div. 2, Class II, Div. 1 & 2, Class III, Div. 1 & 2.
Dimension A	1.13" (2.87) Dia.

Dimension B	1.10" (2.79) Ref.
Dimension C	.55" (1.40)
Dimension D	.64" (1.63) Throat Dia.
Dimension E A/C	1.29" (3.28)
Dimension E A/F	1.13" (2.87)
Dimension F	3/4" - 16
Certifications	UL Listed CSA Certified
M Drawings	Click here for M-Drawing
Catalog Page	Click here for catalog page T60
Catalog Section	Click here for Section-T
UPC Number	78358532196
Weight in LBs	0.1





Strain Relief Deluxe Cord Grips

Aluminum Fittings, Stainless Steel Mesh, Liquidtight, for Insulated Cables

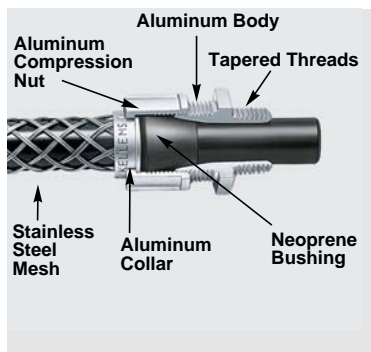


Read This Data

It is important that you read all breaking strength, safety and technical data relating to this product on pages T-68 through T-74.



Straight Male



Straight Male Thread

Grip Diameter Range Inches (cm)	Thread Size N.P.T. (Inches)	Form Size	Catalog Numbers		
.250"- .312" (.63-.79)	3/8"	F1	07401001		
.312"- .375" (.79-.95)			07401002		
.375"- .437" (.95-1.11)			07401003		
.187"- .250" (.47-.63)	1/2"	F2	07401004		
.250"- .375" (.63-.95)			07401006		
.375"- .500" (.95-1.27)			07401008		
.500"- .625" (1.27-1.59)			07401010		
.625"- .750" (1.59-1.90)	1/2"	F3	074011247*		
.750"- .875" (1.90-2.22)			074011248*		
.187"- .250" (.47-.63)	3/4"	F2	07401011		
.250"- .375" (.63-.95)			07401013		
.375"- .500" (.95-1.27)			07401015		
.500"- .625" (1.27-1.59)			07401017		
.625"- .750" (1.59-1.90)	3/4"	F3	07401018		
.750"- .875" (1.90-2.22)			074011249*		
.375"- .500" (.95-1.27)	1"	F4	074011195		
.500"- .625" (1.27-1.59)			07401019		
.625"- .750" (1.59-1.90)			07401021		
.750"- .875" (1.90-2.22)			07401023		
.875"- 1.000" (2.22-2.54)			07401025		
1.000"- 1.125" (2.54-2.86)			074011250*		
1.125"- 1.250" (2.86-3.17)			074011028*		
1.250"- 1.375" (3.17-3.49)			074011029*		
.750"- .875" (1.90-2.22)	1 1/4"	F5	074011251		
.875"- 1.000" (2.22-2.54)			07401026		
1.000"- 1.125" (2.54-2.86)			07401027		
1.125"- 1.250" (2.86-3.17)			07401028		
1.250"- 1.375" (3.17-3.49)	1 1/2"	F5	074011178*		
.750"- .875" (1.90-2.22)			074011252		
.875"- 1.000" (2.22-2.54)			07401029		
1.000"- 1.125" (2.54-2.86)			07401030		
1.125"- 1.250" (2.86-3.17)			07401031		
1.250"- 1.375" (3.17-3.49)			07401032		
1.312"- 1.437" (3.33-3.65)			1 1/2"	F6	074011253
1.437"- 1.562" (3.65-3.97)					074011254*
1.562"- 1.687" (3.97-4.28)	074011255*				
1.687"- 1.812" (4.28-4.60)	074011256*				
1.750"- 1.875" (4.44-4.76)	074011257*				
1.250"- 1.375" (3.17-3.49)	2"	F6			074011258
1.312"- 1.437" (3.33-3.65)			074011259		
1.437"- 1.562" (3.65-3.97)			07401033		
1.562"- 1.687" (3.97-4.28)			07401034		
1.687"- 1.812" (4.28-4.60)			07401035		
1.750"- 1.875" (4.44-4.76)			074011260		
1.812"- 1.937" (4.60-4.92)			2"	F7	074011261
1.937"- 2.062" (4.92-5.24)					074011262*
2.062"- 2.187" (5.24-5.55)	074011263*				
2.187"- 2.312" (5.55-5.87)	074011264*				
2.312"- 2.437" (5.87-6.19)	074011265*				
1.688"- 1.812" (4.29-4.60)	2 1/2"	F7			074011030
1.812"- 1.937" (4.60-4.92)			074011031		
1.937"- 2.062" (4.92-5.24)			074011032		
2.062"- 2.187" (5.24-5.55)			074011033		
2.187"- 2.312" (5.55-5.87)			074011034		
2.312"- 2.437" (5.87-6.19)			074011266*		
1.937"- 2.062" (4.92-5.24)			3"	F7	074011036
2.062"- 2.187" (5.24-5.55)					074011037
2.187"- 2.312" (5.55-5.87)	074011038				
2.312"- 2.437" (5.87-6.19)	074011039				
2.437"- 2.625" (6.19-6.67)	3"	F8	074011186		
2.625"- 2.812" (6.67-7.14)			074011187		
2.812"- 3.000" (7.14-7.62)			074011188		
3.000"- 3.250" (7.62-8.25)			074011189*		

*Cable jacket may have to be stripped to pass through connector body.

Kellems® Deluxe Cord Grips are suitable for use in hazardous locations per Class I Div. 2, Class II Div. 1 & 2, Class III Div. 1 & 2 of the National Electric Code Sections 501-4(b), 502-4(a), 502-4(b), 503-3(a) and 503 3(b).